



Combined Entrance Test For B.Ed.-2023

Two-year B.Ed. and Shiksha Shastri Programme

Nodal University: Lalit Narayan Mithila University,

Kameshwaranagar, Darbhanga

Guidelines to fill up the Online Application Form for B.Ed. & Shiksha Shastri Common Entrance Test (CET-B.Ed.)-2023 बी.एड. एवं शिक्षा शास्त्री संयुक्त प्रवेश परीक्षा (CET-B.Ed.)- 2023 के लिए ऑनलाइन आवेदन भरने के लिए दिशा-निर्देश

Applicants are required to keep the following things ready before applying:

आवेदन करने से पूर्व आवेदक इन्हें अपने पास रखें:

1. An E-mail Account for registration and for receiving all future correspondence till the admission process is over.
पंजीयन एवं नामांकन प्रक्रिया पूरी होने तक भविष्य में सभी प्रकार के पत्राचार के लिए ईमेल एकाउंट।
2. One Mobile Number to receive SMS based notifications/communications related to the online application; Admit card etc. till the admission process is over.
ऑनलाइन आवेदन, प्रवेश-पत्र इत्यादि से सम्बंधित SMS आधारित सूचनाओं/सन्देशों को प्राप्त करने के लिए मोबाइल नम्बर।
3. A **scanned** copy of recent passport sized colour photograph (Scanned in 'jpeg' format only. File size of scanned photograph should not be more than 100KB).
अद्यतन रंगीन पासपोर्ट आकार के फोटो का स्कैन कॉपी। (केवल 'jpeg' फॉर्मेट में स्कैन किया हुआ। स्कैन फोटो का आकार 100 KB से ज्यादा नहीं होना चाहिए।)
4. Your **scanned** signature using **Black** ball pen only on white sheet (Scanned in 'jpeg' format only. File size of scanned signature should not be more than 100KB).
सफ़ेद कागज पर केवल काले रंग के बॉल पेन से हस्ताक्षर की स्कैन की हुई कॉपी। (केवल 'jpeg' फॉर्मेट में स्कैन किया हुआ। स्कैन हस्ताक्षर का आकार 100 KB से ज्यादा नहीं होना चाहिए।)
5. Access to an online payment facility/service such as:
ऑनलाइन पेमेंट की सुविधा/सेवा की उपलब्धता जैसे-
 1. Net Banking नेट बैंकिंग
 2. Credit Card क्रेडिट कार्ड
 3. ATM-cum-Debit Card एटीएम-कम-डेबिट कार्ड

Steps for filling the online application:

ऑनलाइन आवेदन भरने के चरण:

The entire process of filling online Application form can be completed in below steps:

निम्नलिखित चरणों में ऑनलाइन आवेदन करने की पूरी प्रक्रिया को पूरा किया जा सकता है:

1. Register yourself for the online application process on the website www.biharcetbed-lnmu.in by filling up required entries.
ऑनलाइन आवेदन पूरा करने के लिए www.biharcetbed-lnmu.in पर आवश्यक प्रविष्टियों को भर कर अपने आपको पंजीकृत करें।
2. Activate and validate your registration through link sent to your Email and Activation Code sent on your Mobile Number/Email.



Combined Entrance Test For B.Ed.-2023

Two-year B.Ed. and Shiksha Shastri Programme

Nodal University: Lalit Narayan Mithila University,

Kameshwaranagar, Darbhanga

आपके ईमेल पर भेजे गए लिंक तथा मोबाइल पर भेजे गए एक्टिवेशन कोड के द्वारा अपने पंजीयन को एक्टिवेट तथा वैलीडेट करें।

3. After Activation/Validation, you have to login again through Email ID and Password. Your Email ID is your Login ID for CET-BED 2023.

एक्टिवेशन/वैलीडेशन के बाद आपको ईमेल तथा पासवर्ड के द्वारा पुनः login करना होगा CET-BED 2023के लिए आपका ईमेल ही आपका LoginID रहेगा।

4. On Login, your Dash Board will appear. Click on “My Application” and complete your Application Form in following sequence:

Login करने के बाद आपको अपना डैश बोर्ड दिखेगा। “My Application” को क्लिक कीजिये तथा अपना आवेदन इस क्रम में पूरा कीजिये:

- Applicant Detail:** Here you have to fill up personal details.
यहाँ आपको अपना निजी विवरण भरना होगा।
- Upload Photo and Signature:** Next, you have to upload your photo and signature.
आगे, आपको फोटो तथा हस्ताक्षर अपलोड करना होगा।
- Educational Detail:** After that, you have to enter your educational details.
उसके बाद आपको अपना शैक्षिक विवरण भरना होगा।
- Document Upload:** Next, you have to upload your educational documents. Along with them upload Caste Certificate, Divyang Certificate, SMQ Certificate whichever is applicable.
आगे, आपको शैक्षिक दस्तावेज अपलोड करना होगा। इसके साथ ही, यदि लागू हो तो, जाति प्रमाण-पत्र, दिव्यांग प्रमाण-पत्र, पूर्व सैनिक कोटा से सम्बंधित प्रमाण-पत्र अपलोड करना होगा।
- Examination Centre:** Choose cities for Examination Centre (You can choose three cities). परीक्षा केंद्र के लिए शहरों का चयन करें। (आप तीन शहरों का चुनाव कर सकते हैं)
- Preview and Confirm:** After choosing your examination centre, your Application Form completes. Preview your Application Form carefully, and edit if there is any error. When you are fully satisfied, then “Confirm”. After clicking on ‘Confirm’ you will not get chance to edit any entry of your Application Form.
परीक्षा केंद्र का चुनाव कर लेने के बाद आपका आवेदन प्रपत्र पूरा होता है। अपने आवेदन प्रपत्र को सावधानीपूर्वक फिर से देख लें। यदि कोई त्रुटि हो तो उसे सुधार कर लें। जब आप पूरी तरह संतुष्ट हैं तो “Confirm” करें। “Confirm” को क्लिक कर देने के बाद आप अपने आवेदन प्रपत्र में किसी भी प्रकार का सुधार नहीं कर सकेंगे।

5. **Proceed to Payment:** After “Confirm” you will see link “Proceed to Payment”. Click on it and complete your payment of Application Fee. You can pay through Net Banking/Credit Card/Debit Card.

“Confirm” के बाद आपको “Proceed to Payment”का लिंक दिखेगा। इसे क्लिक करें तथा आवेदन शुल्क का भुगतान करें। आप नेट बैंकिंग/क्रेडिट कार्ड/डेबिट कार्ड के द्वारा भुगतान कर सकते हैं।

6. **Taking Print out of Application Form:** After successful payment, you will get complete detail of your Application Form. Take Print of this Application Form and keep it safe with you for any future reference. Do not sent print out of Application Form to Lalit Narayan Mithila University or anywhere for any kind of further processing.

सफलतापूर्वक भुगतान हो जाने के बाद, आपको अपने आवेदन पत्र का पूर्ण विवरण दिखेगा। इसका प्रिंट ले लें तथा इसे अपने पास भविष्य के सन्दर्भ के लिए सुरक्षित रख लें।



Combined Entrance Test For B.Ed.-2023

Two-year B.Ed. and Shiksha Shastri Programme

Nodal University: Lalit Narayan Mithila University,
Kameshwaranagar, Darbhanga

इस प्रिंट को ललित नारायण मिथिला विश्वविद्यालय या अन्यत्र कहीं किसी प्रकार के अग्रतर कार्रवाई के लिए प्रेषित न करें।

Illustration how to complete Online Application Process

Step 1: Please click on "Login" button given on the home page of the <http://biharcetbed-lnmu.in/> Application Portal from website.

Step 2: On clicking the button, you will be directed to a new page having an Applicant Login Box. Below the login fields there is a link "New Registration". Please click on this link.



Combined Entrance Test For B.Ed.-2023

Two-year B.Ed. and Shiksha Shastri Programme

Nodal University: Lalit Narayan Mithila University,

Kameshwaranagar, Darbhanga

Step 3: When you click the **New Registration** button, you will be shown a Registration Form asking for various details. Fields for information which is mandatory is marked with **"Red colored bullets"** and selects your **Course group** and essentially filled up. These fields cannot be left blank. Once you fill the details, you can click on the **"Sign up"** button at the bottom for completing the registration process.

Bihar B.Ed. Common Entrance Test (CET-BED)-2023
(B.Ed. & Shiksha Shastri)
For All Universities of Bihar Running B.Ed. Course
Nodal University: Lalit Narayan Mithila University, Darbhanga - 848004

Welcome to Lalit Narayan Mithila University

Name of Applicant: ROHIT SINGH Last Name: []
Date of Birth: 15-08-1998
Gender: MALE
Father's Name: ARUN SINGH
Mother's Name: ARCHANA SINGH
Email ID: []
Create Password: []
Confirm Password: []
Country Code: + 91 Applicant's Mobile No.: []
Captcha: madrid
Enter captcha word here: madrid

Sign up **Click Here**

** Here should be fill some fields are two times this is very sensitive part, **both should be same** otherwise it will shown **ERROR**.

NOTE: PLEASE NOTE THAT DETAILS SUBMITTED DURING REGISTRATION CANNOT BE CHANGED LATER. SO MAKE SURE YOU DO NOT MAKE ERRORS IN THE INFORMATION YOU FILL IN THIS FORM.

When you click "Sign up" button here get a new pop-up for Registration Details Confirmation click **"Confirm"** button for completing the registration process.

REGISTRATION DETAILS

Email ID: []@gmail.com
Name of Applicant: BANTI KUMAR SONI
Date of Birth: 07 / 09 / 1989
Gender: MALE
Father's Name: BHARAT SONAR
Mother's Name: DEEPA DEVI
Mobile No. of the Applicant: []

Please check all the details before confirming.

Confirm **Change** **Click here**

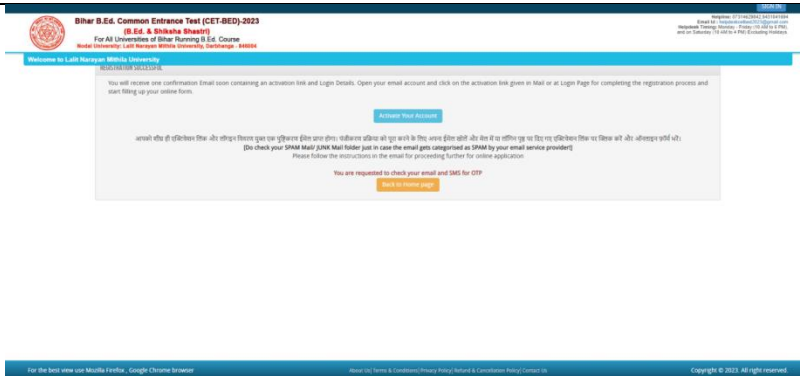
Step 4: Activation and validation of Registration:



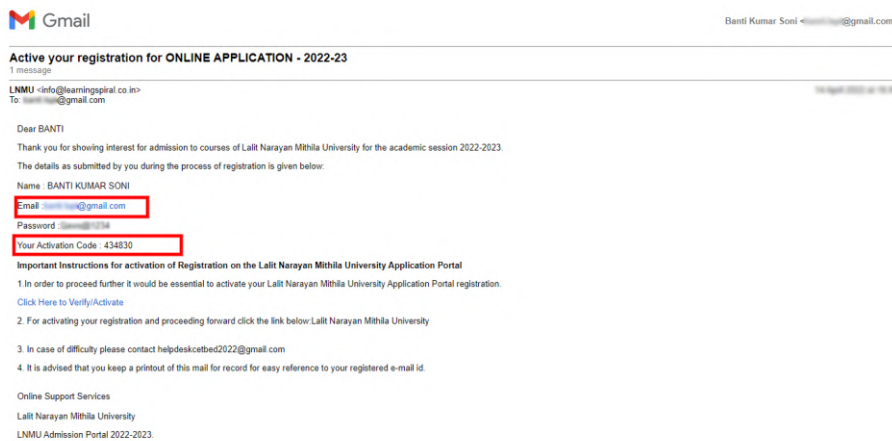
Combined Entrance Test For B.Ed.-2023

Two-year B.Ed. and Shiksha Shastri Programme

Nodal University: Lalit Narayan Mithila University,
Kameshwaranagar, Darbhanga

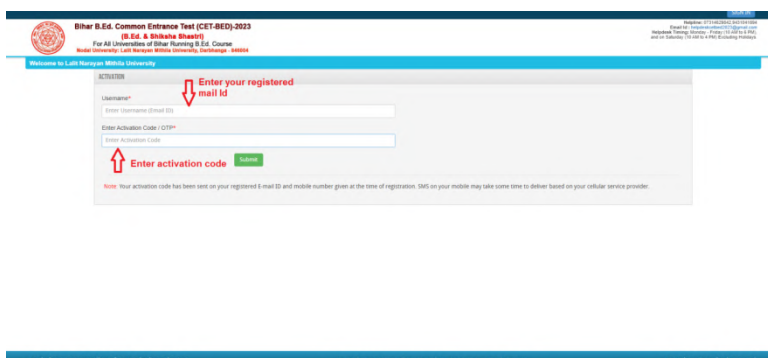


On successful submission of registration details, you would be shown a confirmation message on the screen. You will also **receive an e-mail** on the e-mail ID provided by you in the Registration Form and a validation code on your registered mobile number. This email will contain an **activation link**. You should click on this activation link to confirm and complete your registration process.



Note: This confirmation and activation link e-mail might land up in your "Spam Folder" or "Junk Folder". So, in case you do not find the registration confirmation e-mail in your "Inbox", please check your "Spam Folder" or "Junk Folder". If you find the e-mail from (helpdeskctbed2023@gmail.com) in your "Spam Folder" or "Junk Folder", please report it as "Not Spam" and/or add the same to your contact list so that the subsequent e-mails from helpdeskctbed2023@gmail.com always come in your Inbox. Always check your "Spam Folder" or "Junk Folder" for e-mails from the CET-B.Ed. - 2023 Online Application Portal.

1. Click on this activation link received in the e-mail. You account will not be activated until you have clicked on this activation link, so, *do not forget this important step.*





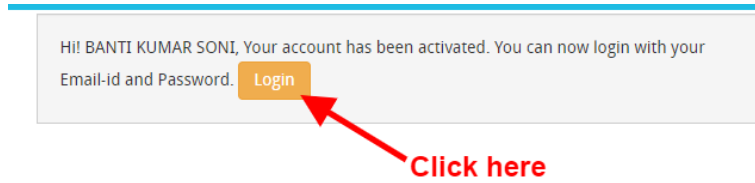
Combined Entrance Test For B.Ed.-2023

Two-year B.Ed. and Shiksha Shastri Programme

Nodal University: Lalit Narayan Mithila University,

Kameshwaranagar, Darbhanga

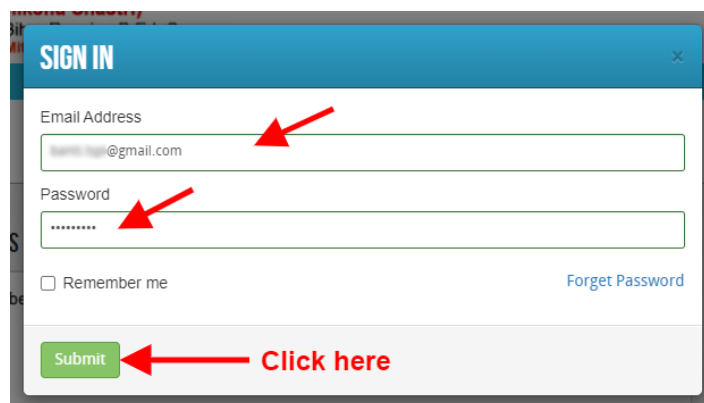
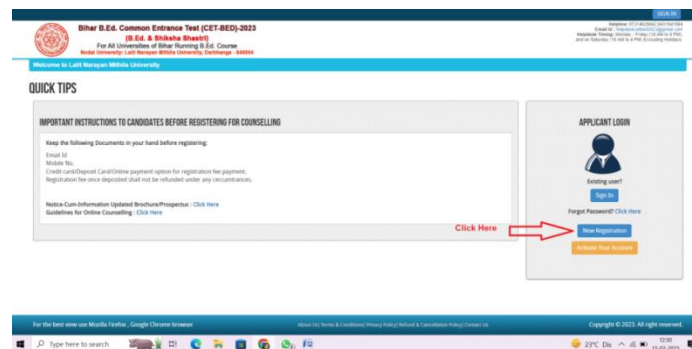
3. On clicking the activation link, you will be directed to the validation page in which you are required to give the validation code sent on your registered mobile number or Email ID. Enter the validation code received on your registered mobile number or Email ID to complete the registration process.



On successful validation, you will be allowed login and directed to My Application Section.

Now how to fill up the Application form?

Step 1: After activation and validation of your Registration, you can login into the Application Portal.



After login you will be able to see **Dashboard** page. Now click on **My Application** tab as screenshot below.



Combined Entrance Test For B.Ed.-2023

Two-year B.Ed. and Shiksha Shastri Programme

Nodal University: Lalit Narayan Mithila University,
Kameshwaranagar, Darbhanga

DASHBOARD

INSTRUCTION FOR USE OF DASHBOARD

- My Application** : To Select new courses or to fill up the Application Form.
- Preview Form** : Completed Application Forms can be previewed in this section.
- Make Payment** : Select the Completed Application Form & make payment using Credit Card, Net banking or ATM-cum-Debit Card (if Payment is active).

Click here

Now on **My Application** page select the **”Programme Name”** and click on proceed button.

MY APPLICATION

1. Status of Your Application:

Note: Application shall be treated as successfully submitted only when the Application Fee has been paid by the Applicant. After successful payment of fee, Payment id will appear against the Programme in the Payment Id Column.

Select Programme:

2. For adding new Application(s):

Select Programme Name: **Proceed** **Click here**

Now the Confirmation Popup will appear Check confirmation and click on **“Add the Course button”**. As screenshot below.

ELIGIBILITY DETAILS

दो वर्षीय बी०एड० प्रवेश परीक्षा (CET-B.Ed.) में वेसे अभ्यर्थी सम्मिलित हो सकते हैं जिन्हें विज्ञान/सामाजिक विज्ञान/मानविकी/वाणिज्य में स्नातक (10+2+3) अथवा स्नातकोत्तर में कम से कम 50% (पचास प्रतिशत) अंक या बी०ई०/बी०टेक० में विज्ञान और गणित में विशेषता के साथ कम से कम 55% (पचपन प्रतिशत) अंक अथवा इनके समतुल्य कोई अन्य योग्यता है।

Candidates with at least 50% marks either in the Bachelor's Degree (10+2+3) and/or in the Master's Degree in Sciences/Social Sciences/Humanity/Commerce or Bachelor's in Engineering/Technology with specialization in Science and Mathematics with 55% marks or any other qualification equivalent thereto are eligible to appear in the admission test for the Two year B. Ed. Programme (CET-B.Ed.)

I have read the Instructions/Prospectus and confirming the above eligibility conditions.

Add The Programme **Click here**

Cancel

Now the Application Status page will appear, here you can see the complete step-by-step Status.

APPLICATION INFO Back to My Application

Application Status **Click here**

Application Detail **STATUS OF APPLICATION**

Upload Photo And Signature **APPLICANT DETAILS FOR B.ED. : B.ED.**

Stage	Description	Status
1	Applicant Detail	<input checked="" type="checkbox"/> Incomplete
2	Upload Photo And Signature	<input checked="" type="checkbox"/> Incomplete
3	Educational Detail	<input checked="" type="checkbox"/> Incomplete
4	Document Upload	<input checked="" type="checkbox"/> Incomplete
5	Examination Center	<input checked="" type="checkbox"/> Incomplete
6	Preview And Confirm	<input checked="" type="checkbox"/> Incomplete

Now click on **Application Details** at left menu, the **application detail** page will show. As screenshot below.

In Application detail page fill up other required details correctly (as shown above photo).

Note: Mandatory fields have been marked with red asterix. They are to be essentially filled up before you will be allowed to 'Save' of the form.



Combined Entrance Test For B.Ed.-2023

Two-year B.Ed. and Shiksha Shastri Programme

Nodal University: Lalit Narayan Mithila University,

Kameshwaranagar, Darbhanga

The screenshot shows an online application form for B.Ed. with the following sections:

- APPLICATION INFO:** Includes buttons for 'Application Details', 'Upload Photo and Signature', 'Upload Photograph', 'Upload Signature', 'Print Application Form', and 'Print Application Details'.
- APPLICANT DETAILS FOR B.ED.:** Fields for Candidate Name (BANYI KUMAR), Candidate Name on Head (BANYI KUMAR), Father's Name (BHASKAR KUMAR), Mother's Name (DEEPA DEVI), State of domicile (Bihar), Nationality (Indian), Category (Unreserved), Physically Challenged (No), Date of Birth (07 September 1985), Gender (MALE), and marital status (No).
- PERMANENT ADDRESS:** Fields for Building/Rescue No., Landmark, Town/Village, Post Office, State (Bihar), District (Patna), PIN, and Police Station.
- CORRESPONDENCE ADDRESS (SAME AS PERMANENT ADDRESS):** Identical fields to the permanent address section.

A red arrow points to a 'Save & Continue' button at the bottom right of the form.

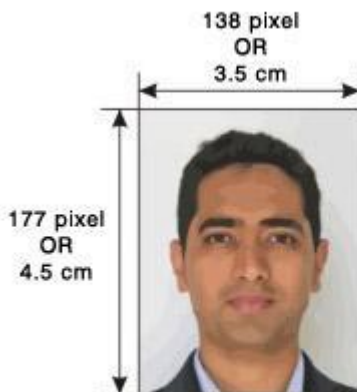
Divyang:*

After filling up application click the 'Save and Continue' Button given at the bottom.

Photo & Two Signature (English & Hindi) upload:

To upload the image file of you scanned passport size color photograph and signature, click the button 'Upload Photograph and Signature' button available on the left panel. On clicking, you will see the following screen:

(Your scanned passport photo should be within 3.5 x 4.5 cm in size, scanning resolution should be within 100 dpi & file size should be less than 100 KB.)



If you are facing any problem to upload your photo or rejected by the system then we are requested you to resize your photo as per the sample images shown here.

To resize your scanned photo please follow the following steps:

1. Right click on the scanned photo file → Open with → Microsoft Office Picture Manager
2. Then look at the top menus, Click Picture → Resize
3. Now look at the right panel, Select the radio button Custom width x height, And write width = 138px, height = 177px. Then Click OK to complete.
4. If you are not able to do this properly, then you can try 'Crop' feature for the 'Picture' menu
5. The save the file.

Choose the image file (jpeg format; photo should be within 4.5 x 3.5 cm in size, scanning resolution should be within 100 dpi & file size not more than 100 kb) of your scanned passport size photograph and signature and click the button 'Upload Photo' and 'Upload two Signature' button given below the Box. After you have successfully uploaded the photograph and signature, you will see the following page:



Combined Entrance Test For B.Ed.-2023

Two-year B.Ed. and Shiksha Shastri Programme

Nodal University: Lalit Narayan Mithila University,
Kameshwaranagar, Darbhanga

APPLICATION INFO Back to My Application

Application Status
Applicant Detail ✓
Upload Photo And Signature
Educational Detail ✗
Document Upload ✗
Examination Center ✗
Preview And Confirm ✗

PHOTO & SIGNATURE FOR B.ED.

UPLOADED PHOTO

UPLOADED FULL SIGNATURE

Choose File No file chosen
(Passport size colour photo 4.5 cm x 3.5 cm)
Note: Uploaded image to be less than 100KB and should be in jpeg or jpg format.

Choose File No file chosen
Note: Uploaded image to be less than 100KB and only jpeg, jpg formats are allowed.

Upload Photo

Upload Signature

Note: Please upload a clear Photograph and Signature. Signature must be on white background using Black Pen. You can proceed forward only after uploading your photograph and signature.

Save & Proceed

After filling up application click the 'Save and Proceed' Button given at the bottom you have filled up all the required fields of the 'Educational Detail for B.Ed.', here you add your passed educational details and Click on the 'Save' button.

APPLICATION INFO Back to My Application

Application Status
Applicant Detail ✓
Upload Photo And Signature ✓
Educational Detail ✓
Document Upload ✗
Examination Center ✗
Preview And Confirm ✗

DOCUMENT DETAILS FOR B.ED.

Document Uploaded Successfully

Note: Uploaded image should be less than 200KB (Scan to be done in 100dpi only). Only .jpeg, .jpg, .bmp, .pdf formats are allowed. In Category (OBC, SC, ST) and Differently Abled (scan copy of related document ready for upload)

Name of the Document	Uploaded Document	Upload
Secondary marksheet	Click here to view the document Original 1	Choose File 1 chosen Upload 2
Higher Secondary Marksheet	Click here to view the document Original 2	Choose File 3 chosen Upload 4
Graduation Final Year Marksheet (Front Side)	Click here to view the document Original 3	Choose File 5 chosen Upload 6
Post Graduation Marksheet (Front Side)	Click here to view the document Original 4	Choose File 7 chosen Upload 8

Note: You can proceed forward only after uploading your document as shown above, these document are being asked in connection with the details entered by you in the Applicant details section.

Click here 9 Save & Proceed

After uploading **Educational Information**, **Exam Center Preference** page will open, here you can select 3 Exam Center Cities and Click on the 'Save & Proceed' button.

APPLICATION INFO Back to My Application

Application Status
Applicant Detail ✓
Upload Photo And Signature ✓
Educational Detail ✓
Document Upload ✓
Examination Center ✗
Preview And Confirm ✗

EXAMINATION CENTER PREFERENCE

EXAMINATION CENTER PREFERENCE DETAILS FOR B.ED.

Preferences do not confirm your Examination Center, Nodal University will try to accommodate the candidate to the nearest available Center

Preference 1: Patna 1

Preference 2: Muzaffarpur 2

Preference 3: Purnea 3

Save & Continue

Click here

Now Finally you can see the final form as screenshot below on **Preview and Confirm** page...



Combined Entrance Test For B.Ed.-2023

Two-year B.Ed. and Shiksha Shastri Programme

Nodal University: Lalit Narayan Mithila University,
Kameshwaranagar, Darbhanga



BIHAR B.ED. COMMON ENTRANCE TEST (CET-BED)-2023

Nodal University
Lalit Narayan Mithila University, Kameshwaranagar, Darbhanga



Application for B.Ed. Entrance Test 2023

1 Personal Information:					
Name:	ROHIT	Date of Birth:	07-02-2023		
Gender:	FEMALE	Nationality :	INDIAN		
Programme:	B.ED.				
Divyang:	YES (40%)	State of Domicile :	BIHAR		
Category :	EBC (ANNEXURE-I)	Belong to :	CREAMY LAYER		
Do you belong to Ex-service man family :	YES (SON)	Do you belong to minority :	YES (MUSLIM)		
Proof of Personal Identification :		AADHAAR (#####9123)			
Father's Name:	ARUN	Mother's Name:	BGDBDFG		
Marital Status:	UNMARRIED				
2 Permanent Address:					
Address Line 1:	NABINAGAR, NABINAGAR, NABINAGAR				
PIN Code:	12234	State:	BIHAR		
District:	AURANGABAD	Alternate Mobile No:			
3 Communication Address:					
Address Line 1:	NABINAGAR, NABINAGAR, NABINAGAR				
PIN Code:	12234	State:	BIHAR		
District:	AURANGABAD	Alternate Mobile No:			
4. Registered Mobile No.		5. Registered E-mail	rksinghrajput@gmail.com		
6. Educational Qualification:					
Name of Examination	Year of Passing	Name of Institution	Board/ University	Marks	Percentage
10th (Secondary) / Equivalent	1960	an college	Assam Board of Secondary Education, Guwahati	500 / 1000	50
12th (Senior Secondary) / Equivalent	1974	an college	J&K State Board of School Education, Jammu	400 / 1000	40
B. A.	1977	an college	Purnea University, Purnea	500 / 1000	50
Post Graduation					
7. Exam Centre Preferences : 1) Gaya. 2) Darbhanga. 3) Purnea.					
Declaration/ Undertaking by the Candidate: I hereby declare that all statements made in this application are true, complete and correct to the best of my knowledge and belief. I understand that in the event of any information being found false or incorrect at any stage, my candidature for B.Ed. Admission is liable to be cancelled.					
Date: 17-02-2023					
Printed on : 17-02-2023 02:01 PM					

Click I CONFIRM THE ABOVE

[Confirm & Submit](#) [Go Back](#)

Here all details as you filled will show, If everything is ok then click the button **I CONFIRM THE ABOVE**& Click '**Confirm & Submit**' button.



Combined Entrance Test For B.Ed.-2023

Two-year B.Ed. and Shiksha Shastri Programme

Nodal University: Lalit Narayan Mithila University,

Kameshwaranagar, Darbhanga



BIHAR B.ED. COMMON ENTRANCE TEST (CET-BED)-2023

Nodal University
Lalit Narayan Mithila University, Kameshwaranagar, Darbhanga



Application for B.Ed. Entrance Test 2023

1. Personal Information:

Name: ROHIT Date of Birth: 07-02-2023
 Gender: FEMALE Nationality: INDIAN
 Programme: B.ED.
 Divyang: YES (40%) State of Domicile: BIHAR
 Category: EBC (ANNEXURE-I) Belong to: CREAMY LAYER
 Do you belong to Ex-service man family: YES (SON) Do you belong to minority: YES (MUSLIM)
 Proof of Personal Identification: AADHAAR (#####9123)
 Father's Name: ARUN Mother's Name: BGDBDFG
 Marital Status: UNMARRIED

2. Permanent Address:

Address Line 1: NABINAGAR, NABINAGAR, NABINAGAR
 PIN Code: 12234 State: BIHAR
 District: AURANGABAD Alternate Mobile No:

3. Communication Address:

Address Line 1: NABINAGAR, NABINAGAR, NABINAGAR
 PIN Code: 12234 State: BIHAR
 District: AURANGABAD Alternate Mobile No:

4. Registered Mobile No. **5. Registered E-mail** rksinghrajput@gmail.com

3. Educational Qualification:

Name of Examination	Year of Passing	Name of Institution	Board/ University	Marks	Percentage
10th (Secondary) / Equivalent	1960	an college	Assam Board of Secondary Education, Guwahati	500 / 1000	50
12th (Senior Secondary) / Equivalent	1974	an college	J&K State Board of School Education, Jammu	400 / 1000	40
B.A.	1977	an college	Purnea University, Purnea	500 / 1000	50
Post Graduation					

7. Exam Centre Preferences : 1) Gaya. 2) Darbhanga. 3) Purnea.

Declaration/ Undertaking by the Candidate:
 I hereby declare that all statements made in this application are true, complete and correct to the best of my knowledge and belief. I understand that in the event of any information being found false or incorrect at any stage, my candidature for B.Ed. Admission is liable to be cancelled.

Date: 17-02-2023
 Printed on: 17-02-2023 02:01 PM
 (Signature of the candidate)

After that system will show you the **Proceed to Payment** button to complete the payment.

How to pay the Application Fees?

SELECT APPLICATION(S) FOR PAYMENT OF APPLICATION PROCESSING FEE

Applicant Name :
 Email-ID : @gmail.com
 Mobile No. :
 PLEASE SELECT "PAYMENT TYPE" FROM LIST OF COMPLETED APPLICATION(S) GIVEN BELOW.

APPLICATION ID	Programme Name	Amount	Payment Type
DT1011212104	Lateral Entry in Diploma Courses	Rs.500	ONLINE

Credit Card Debit Card SBI Net Banking. Net Banking on Other Banks
 In case you have already tried to make payment, then press the "Refresh Previous Payment" button and check the "My Application" page for the payment status.
 If payment ID is not displayed, then please make the payment again. Refresh Previous Payment

APPLICATION PROCESSING FEE RATES PER APPLICATION

Payment details	Fees
Application Fees	Rs.500
Services Charges	Rs.5.00
Total	Rs.505.00

Proceed To Pay

Step 1: You will get drop-down for "Payment Type" here you can get ONLINE Payment type. Click here to make payment. On clicking you will see the following screen.

Step 2: You can select the applications for which you want to pay the CET- B.Ed. 2023 Application Portal Online Fee by clicking 'ONLINE' the check box given in the bottom left for 'Select to Pay'. You have option of paying CET- B.Ed. 2023 Online Fees [using Credit Card/ Debit Card/ NEFT (Net Banking on SBI)/ NEFT (Net Banking on Others)] through payment gateway available on the Portal [by clicking 'Proceed to Pay'].



Combined Entrance Test For B.Ed.-2023

Two-year B.Ed. and Shiksha Shastri Programme

Nodal University: Lalit Narayan Mithila University,
Kameshwaranagar, Darbhanga

ONLINE PAYMENT

To proceed with the payment please click on the 'Pay Now Submit Application' button below or in case you want to cancel the payment process then click on the 'Cancel' button. Please note that NO changes in the details furnished by you in the Application Form would be possible once you make the payment of fee.

Summary of Candidate :

Name: [Redacted]
Email: [Redacted]
Mobile Number: [Redacted]

Summary of the amount and TDR charges :

As per Banking / Payment Gateway rules, you would be also required to pay the online payment charges (TDR) in addition to the Application Fee as per the details given below:

Amount Payable:	Rs. 500
Payment Charges (TDR):	Rs. 5
Total Amount to be paid:	Rs. 505.00

[Pay Now](#) [Cancel](#)

Note: Printout of the submitted online application form is to be retained by the candidate, the same has to be submitted along with the self-attested copies of supporting documents and the online application fee paid receipt at the time of counselling / admission, if selected.

Candidates must wait for at least 24 hours to get update about the success of payment. Please check your mail for Payment success mail received. Please inform us to the helpline email only after 24 hours and proper checking about any issues related to payment updation. While informing us in our mail id please do not forget to mention your email id through which you have registered, the application form id and your phone number.

Step 3: On clicking '**Proceed to Pay**', following screen will appear. Here you can check your summary and payment amount etc. Once you click **Pay Now & Submit Application** button then system will go for payment to your banking website. After a successful payment you will get Payment Successful message. And your application process is complete.

English ▾

+1 [Redacted]

DEBIT CARD

[Pay using Card](#)
Only debit cards supported

After a successful payment you can take the **Print** of the form and **Save** for future correspondence.